

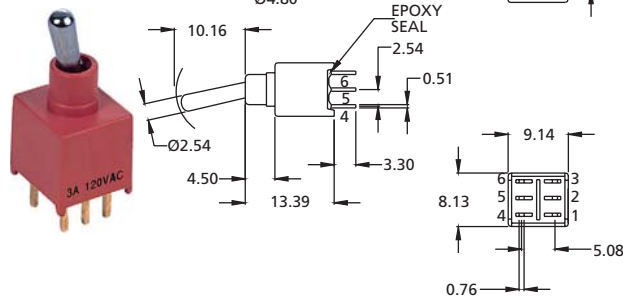
Toggle Switches

Sealed Sub-Miniature DPDT Toggle Switches


TK42 Series

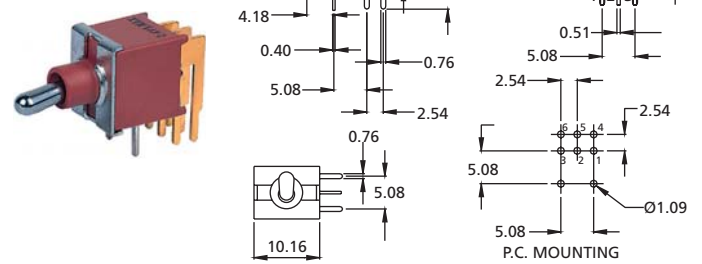
Toggle Switches

 UL version available by request



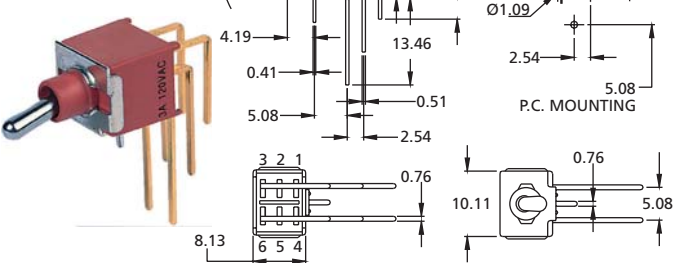
TK42D1A1B2T2_E THT

 UL version available by request




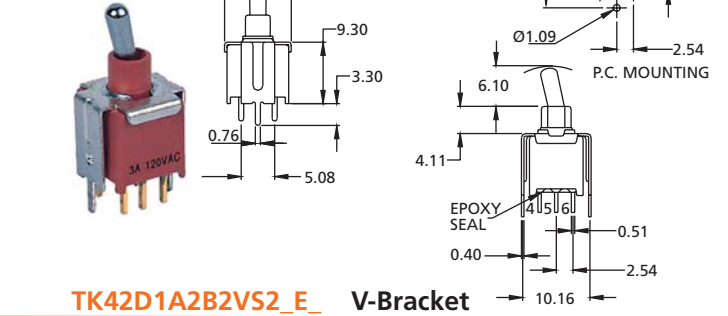
TK42D1A2B2T6_E THT Right Angle

 UL version available by request

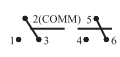



TK42D1A2B2T7_E THT Vertical Right Angle

 UL version available by request



TK42D1A2B2VS2_E V-Bracket

No. Poles	Model No.	Switch Function			Connected Terminals / Schematic		
		Position 1	Position 2	Position 3	Position 1	Position 2	Position 3
DP	TK42D1	ON	NONE	ON	2-3, 5-6	N/A	2-1, 5-4
DP	TK42D2	ON	NONE	MOM		OPEN	
DP	TK42D3	ON	OFF	ON			
DP	TK42D6	ON	ON	ON	2-3, 5-6	2-3, 5-4	2-1, 5-4

How to order:

TK42 1 2 3 4 5 6 7

1 POLES & SWITCH FUNCTION:

- D1 DP ON-NONE-ON
- D2 DP ON-NONE-MOM
- D3 DP ON-OFF-ON
- D6 DP ON-ON-ON

2 ACTUATOR (See page A14):

- A1 Height = 10.16 mm
- A2 Height = 6.10 mm
- A3 Height = 8.13 mm
- A4 Height = 13.97 mm
- AA Height = 10.16 mm, plastic, anti-static
- AB Height = 6.10 mm, plastic, anti-static

3 BUSHING (See page A14):

- B2 Height = 4.50 mm

4 TERMINALS (See page A14):

- T2 PC Thru Hole
- T5 Wire Wrap
- T6 PC Thru Hole Right Angle
- T6N PC Thru Hole Right Angle Snap-In
- T7 PC Thru Hole, Vertical Right Angle

T7N PC Thru Hole, Vertical Right Angle, Snap-in

- VS2 V-Bracket, Height=9.30mm
- V2N Snap-in V-Bracket, Height=9.30mm

5 CONTACT MATERIAL:

- AG Silver
- AU Gold
- UT Gold, Tin-Lead
- GT Silver, Tin-Lead
- UG Gold over Silver
- UGT Gold over Silver, Tin-Lead

6 SEAL:

- E Epoxy (Standard)

7 ROHS & LEAD FREE:

- blank RoHS Compliant (Standard)
- V RoHS Compliant & Lead Free

General Specifications:

MATERIALS

- » Movable Contact & Fixed Terminals:
 - AG, GT, UG & UGT: Silver plated over copper alloy
 - AU & UT: Gold over nickel plated over copper alloy

MECHANICAL

- » Operating Temperature: -30°C to +85°C
- » Mechanical Life: 30,000 cycles
- » Degree of Protection: IP67

CONTACT RATING

- » AG, GT, UG & UGT: 3A120VAC/28VDC
1A250VAC
- » AU & UT: 0.4VA max. 20V max. (AC/DC)

ELECTRICAL

- » Contact Resistance: 10mΩ max. initial @ 2-4VDC
100mA for silver & gold plated contacts
- » Insulation Resistance: 1,000MΩ min.

Toggle Switches

Additional Informations for TK41 & TK42 Series

ACTUATOR OPTIONS

A1	A2	A3	A4	AA	AB
Actuator shown with B1 Bushing, sub 0.34 for B3 Bushing				ESD Plastic Actuator	

BUSHING OPTIONS

B1 For SPDT only	B2 For DPDT only	B3 For SPDT only

TERMINAL OPTIONS

			Other Terminals see the pages of series
T2 PC Thru Hole			T6, T6N, T7, VS2

T6N	T7N	V2N