

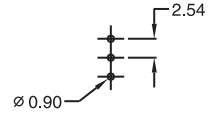
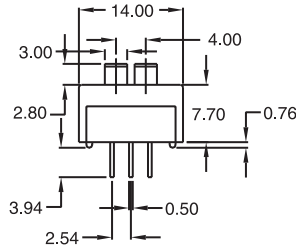
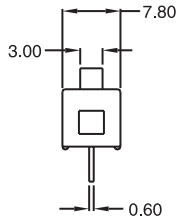
# Slide Switches

## Miniature THT Slide Switches

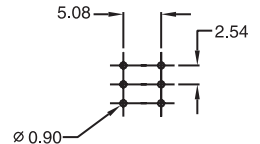
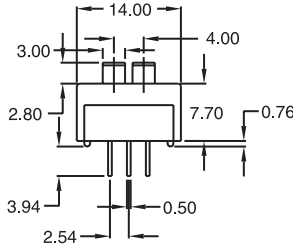
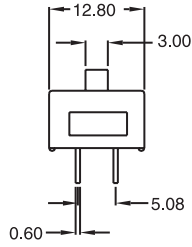
## SB7 Series



SB7SNA2T1

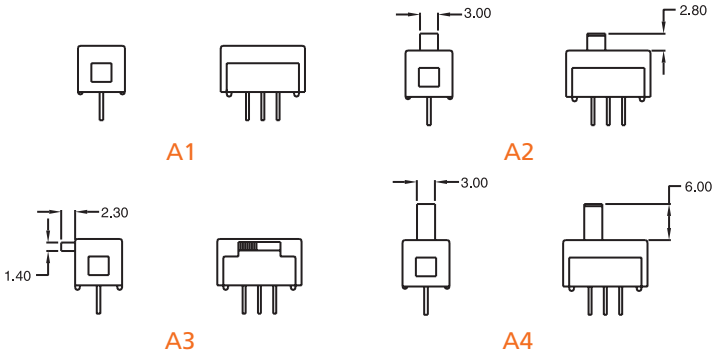


SB7DNA2T2

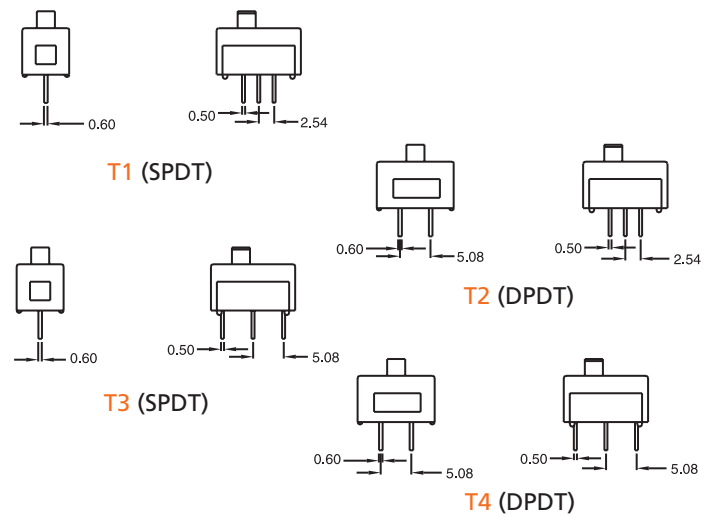


Pushbutton Switches

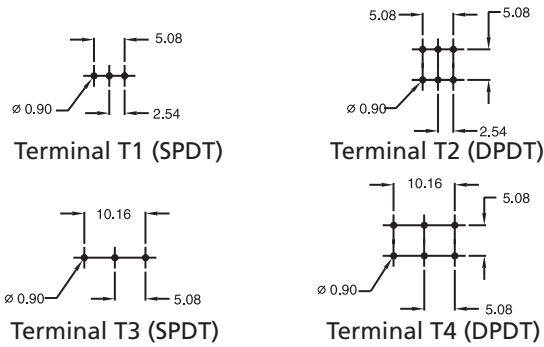
### ACTUATOR OPTIONS



### TERMINAL OPTIONS



### P. C. MOUNTING



### SWITCH FUNCTION

NO. POLES	MODEL NO.	SWITCH FUNCTION			CONNECTED TERMINALS			SCHEMATIC
		POS.1	POS.2	POS.3	POS.1	POS.2	POS.3	
SP	SB7SN	ON	NONE	ON	2-1	OPEN	2-3	
	SB7SF	ON	OFF	ON				
DP	SB7DN	ON	NONE	ON	2-1,5-4	OPEN	2-3,5-6	
	SB7DF	ON	OFF	ON				

MOM=MOMENTARY

## How to order:

SB7

**1 SWITCHING & POLES:**  
**SN** SP ON-NONE-om  
**SF** SP ON-OFF-ON  
**DN** DP ON-NONE-ON  
**DF** DP ON-OFF-ON

**2 ACTUATOR:**  
**A1** Flush  
**A2** 2.80 mm high  
**A3** Side  
**A4** 6.00 mm high

**3 TERMINALS:**  
**T1** SPDT - PC thru-hole  
**T2** DPDT - PC thru-hole  
**T3** SPDT - PC thru-hole  
**T4** DPDT - PV thru-hole

**4 CONTACT MATERIAL:**  
**AG** Silver  
**AU** Gold  
**UT** Gold, tin-lead  
**GT** Silver, tin-lead  
**UG** Gold over silver  
**UGT** Gold over silver, tin-lead

**5 SEAL:**  
**E** Epoxy (Standard)

**6 ROHS & LEAD FREE:**  
**blank** RoHS compliant  
**V** RoHS & lead free

## General Specifications:

### MATERIALS

» Movable Contact & Fixed Terminals:  
 AG, GT, UG & UGT: Silver plated over copper alloy  
 AU & UT: Gold over nickel plated over copper alloy

### MECHANICAL

» Operating Temperature: -40°C to +85°C  
 » Mechanical Life: 20,000 cycles at full load

### CONTACT RATING

» AG, GT, UG & UGT: 3A 120VAC/28VDC  
 1A 250VAC  
 » AU & UT: 0.4VA max. 20V max. (AC/DC)

### ELECTRICAL

» Contact Resistance: 50mΩ max. initial  
 » Insulation Resistance: 1,000MΩ min.

All specifications are restricted to QA test criteria.  
 DRW: D.L. JIN, CHK: D.F. LEE, APP: H.Z. QIU