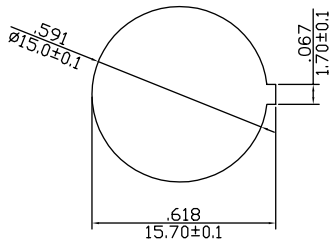
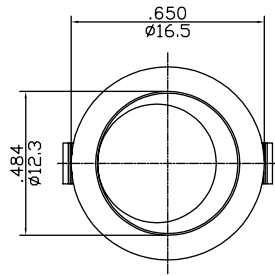


Rocker Switches

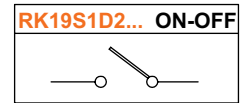
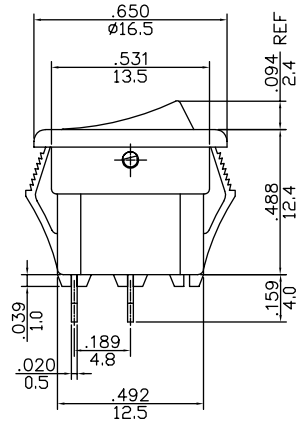
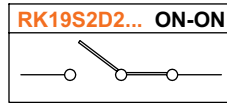
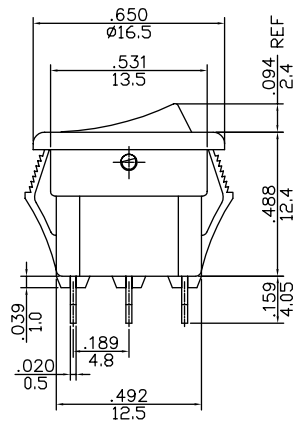
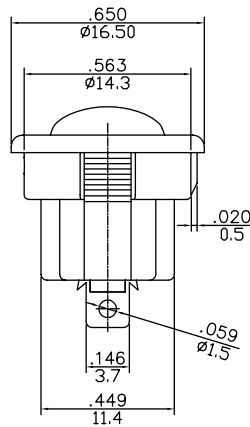
Ultra Small SP Round Rocker Switch

RK19 Series

UNIT: INCh and MM
General Tolerance: ±.02 inch (0.3mm)



PANEL CUTOUT
(Panel Thickness 1.0~2.0mm)

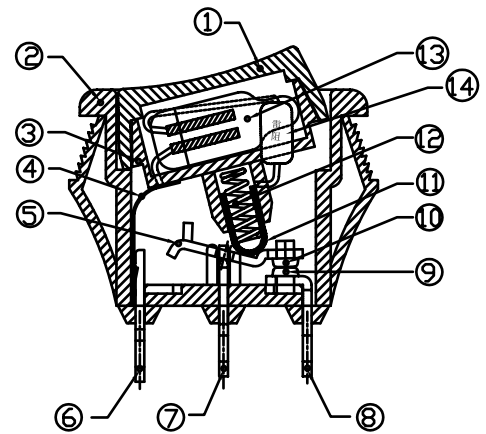


SPECIFICATIONS:

- > Rating: 6A125VAC, 3A250VACT100/55
- > Contact Resistance: 20 mOhms Max. (initial)
- > Insulation Resistance: 100 MOhms Min. 500 VDC
- > Dielectric Strength: 1,000VAC 1 Minute
- > Electrical Life: 10,000 Cycles
- > Operating Temperature: 0°C ~ +100°C

MATERIALS:

- | | |
|----------------------|---------------------------------|
| 1. Actuator: | PC UL94V-2 Min. |
| 2. Base: | Nylon66 UL94V-2 Min. |
| 3. Lamp Case: | Nylon66 UL94V-0 |
| 4. Leaf Spring: | Copper Alloy |
| 5. Contact Plate: | Copper Alloy with Silver plated |
| 6. Lamp Terminal: | Silver or Tin Copper Alloy |
| 7. Fulcrum Terminal: | Silver or Tin Copper Alloy |
| 8. Fixed Terminal: | Silver or Tin Copper Alloy |
| 9. Fixed Contact: | Silver Alloy |
| 10. Movable Contact: | Silver Alloy |
| 11. Actuator Tip: | Brass with Nickel plated |
| 12. Spring: | Steel Wire |
| 13. Lamp: | Neon for AC |
| 14. Resistor: | 1/4W, 100 KOhms |



HOW TO ORDER:

RK19

- | | | | | |
|-----------------------------|---------------------|--------------------------|---------------------------------|-----------------------|
| 1 NO. OF POLES | 4 MARKING | 5 ILLUMINATION | 7 ACTUATOR COLOR | 8 LEGEND COLOR |
| S Single Pole | 1 | N No Illumination | A Black (no illuminated) | N No Marking |
| 2 SWITCHING FUNCTION | 2 No Marking | L Illuminated | B White (no illuminated) | A Black |
| 1 ON-OFF | 3 | 6 BASE COLOR | C Red | B White |
| 2 ON-ON | 4 | A Black | D Orange (illuminated) | |
| 3 TERMINAL TYPE | 5 | B White | F Green (illuminated) | |
| D Solder Tag | 6 | H Gray | H Gray (no illuminated) | |

All specifications are restricted to QA test criteria.
DRW: B.R. JIN, CHK: P.G. GAO, APP: F.H. KANG, DC: 2010-06-21 UPD: 2013-07-01