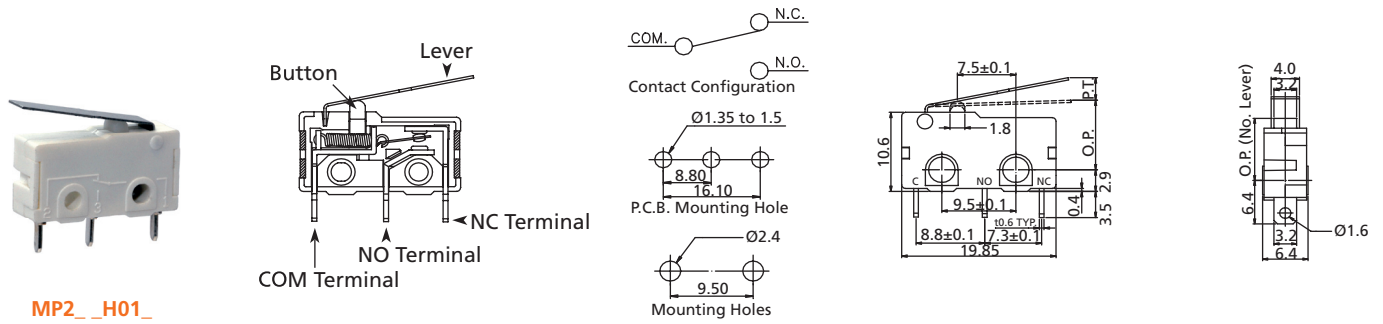


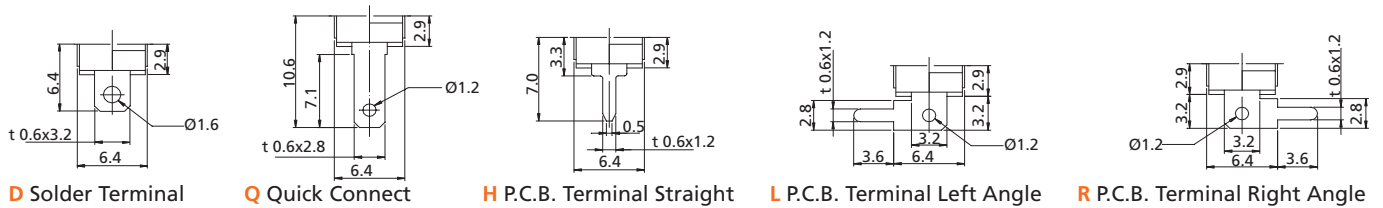
# Micro Switches

## Miniature SPDT Micro Switches

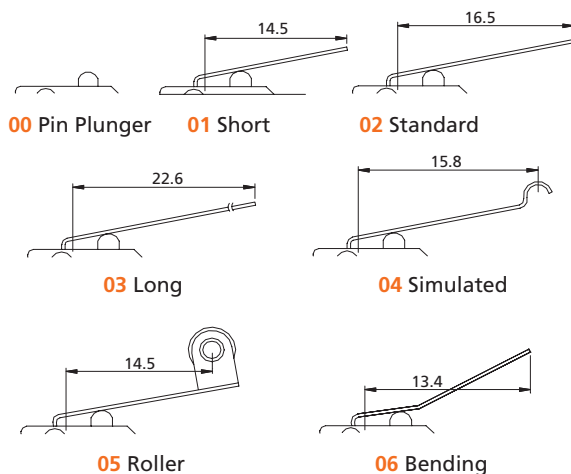
## MP2 Series



### TERMINAL TYPE



### HINGED TYPE (LEVER)



### OPERATING FORCE

Hinged Type	O.P. (mm)	P.T. max. (mm)	O.T. min. (mm)	M.D. max. (mm)	Operating Force max. (gf)				Release Force min. (gf)			
					M	L	N	H	M	L	N	H
00	8.40±0.50	0.4	0.7	0.2	50	100	150	250	15	15	35	140
01	9.15±0.85	1.5	1.7	0.8	20	25	45	80	5	5	12	15
02	9.25±0.95	1.8	2.3	0.8	20	20	45	80	5	5	12	15
03	9.3±1.0	2.3	3.0	0.8	15	15	40	70	5	5	12	15
04	10.3±1.0	2.8	1.0	0.8	15	15	40	70	5	5	12	15
05	14.3±1.0	2.5	1.5	0.8	15	15	40	70	5	5	12	15
06	12.55±1.25	2.0	1.5	0.8	15	15	40	70	5	5	12	15

O.P. (Operation Position): The position of the actuator at which the contact snap to the operated contact position  
 F.P. (Free Position): The initial position on the actuator when there is no external force applied  
 P.T. (Pretravel): The distance or angle through which the actuator moves from the F.P. to the O.P.  
 O.T. (Over Travel): The distance or angle of the actuator movement beyond the O.P.  
 R.P. (Releasing Position): The position of the actuator at which the contacts snap from the operated contact position to their normal position  
 M.D. (Movement Differential): The distance or angle from O.P. to R.P.

### How to order:



#### 1 CURRENT RATING:

R1 0.1A 48VDC  
 R2 5A 125/250VAC

#### 2 CLOTHED MATERIAL:

AG Silver (Standard)  
 AU Gold

#### 3 TERMINAL

D Solder Lug  
 Q Quick Connect  
 H P.C.B. Terminal Straight  
 L P.C.B. Terminal Left Angle  
 R P.C.B. Terminal Right Angle

#### 4 HINGED TYPE (See above drawings):

00 Pin Plunger  
 01 Short Hinge Lever  
 02 Standard Hinge Lever  
 03 Long Hinge Lever  
 04 Simulated Hinge Lever  
 05 Roller Hinge Lever  
 06 Bending Hinge Lever

#### 5 OPERATING FORCE

M Minimal Force  
 L Lower Force  
 N Standard Force  
 H Higher Force

### General Specifications:

#### FEATURES

- » SPDT Miniature Micro Switch
- » Long Life spring mechanism
- » Large over travel
- » Small compact size

#### MATERIAL

- » Stationary Contact: Silver (5A)  
 Brass copper (0.1A)
- » Movable Contact: Silver alloy
- » Terminals: Brass Copper

#### MECHANICAL

- » Type of Actuation: Momentary
- » Mechanical Life: 300,000 operations min.
- » Operating Temperature: -25°C to +105°C

#### ELECTRICAL

- » Electrical Life: 10,000 operations min.
- » Initial Contact Resistance: 30mΩ max.
- » Insulation Resistance: 100MΩ min.